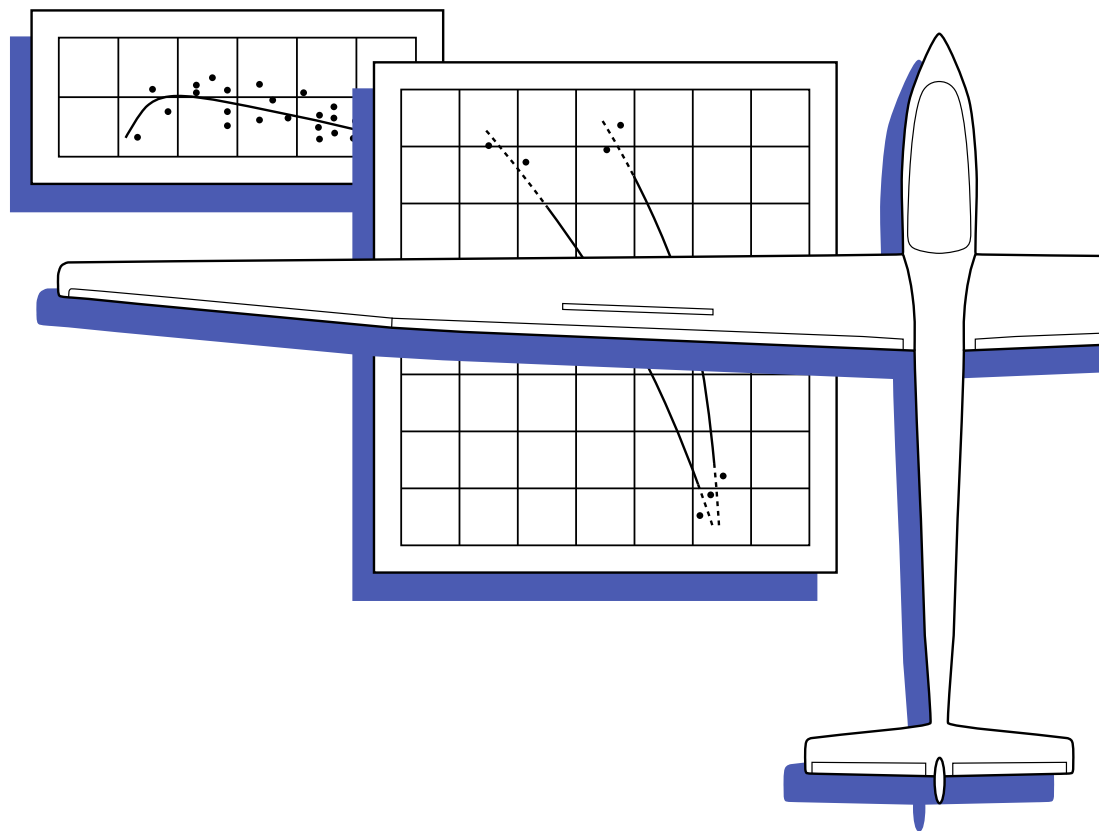


Technical Soaring

An International Journal



- **Safety II for the Improvement of Safety in Competitions**



Organisation Scientifique et Technique Internationale du Vol à Voile (OSTIV)
International Scientific and Technical Organization for Soaring
www.ostiv.org

Technical Soaring



The Scientific, Technical and Operational Journal of
the Organisation Scientifique et Technique Internationale du Vol à Voile
(International Scientific and Technical Organization for Soaring)

Volume 46, Number 1

January — March 2022

EDITOR-IN-CHIEF

Dr. Kurt Sermeus

ASSOCIATE EDITORS

Prof. Dr. Zafer Aslan — *Turkey*

Chair, Scientific Section and Chair, Meteorological Panel

Prof. Dr. Mark Maughmer — *USA*

Chair, Technical Section

Dipl. Ing. Michael Greiner — *Germany*

Chair, Sailplane Development Panel

Richard Carlson — *USA*

Chair, Training and Safety Panel

Prof. Dr. Goetz Bramesfeld — *Canada*

Dr. Arne Seitz — *Germany*

OSTIV PRESIDENT

Prof. Dr. Rolf Radespiel

Germany

OSTIV VICE PRESIDENT

Prof. Dr. Mark Maughmer

USA

MEMBERS OF THE OSTIV BOARD

Prof. Dr. Zafer Aslan — *Turkey*

Prof. Dr. Goetz Bramesfeld — *Canada*

Dipl. Ing. Michael Greiner — *Germany*

Dr. Judah Milgram — *USA*

Richard Carlson — *USA*

Dr. Ing. Lukáš Popelka — *Czech Republic*

Dipl.-Ing. Gerhard Robertson — *Australia*

Journal Online Manager and Archivist

Dr. Kurt Sermeus

Copy editing/Layout

Dr. Arne Seitz

© 2022 Organisation Scientifique et Technique Internationale
du Vol à Voile
All rights reserved
ISSN 0744-8996

From the Editor 1

Safety II for the Improvement of Safety in Competitions

Alfred Ultsch 2

Technical Soaring (TS) documents recent advances in the science, technology and operations of motorless aviation.

TS is published quarterly by the Organisation Scientifique et Technique Internationale du Vol à Voile (International Scientific and Technical Organization for Soaring, OSTIV), c/o TU Braunschweig, Institute of Fluid Mechanics, Hermann-Blenk Str. 37, D-38108 Braunschweig, Germany. E-mail: president@ostiv.org; URL: www.ostiv.org.

Subscription is restricted to OSTIV members but material can be submitted by anyone. Annual dues are €25 for Individual/Local Club Membership; €80 for Scientific/Technical Organization/Library Membership and €250 for Active Members (National Aero Club Members of FAI). Students under 25 years of age may join free of charge.

Submitted research papers will be peer-reviewed. Guidelines for preparation and submission of manuscripts can be found in this issue and on the OSTIV website in the 'editor' section.

TS is online (full-color) at journals.sfu.ca/ts/. Back issues, from Vol. 1, No. 1 to the current issue are online. OSTIV members have complete access to *TS* online; non-members may access titles and abstracts. Members should contact the webmaster, ts-support@ostiv.org, for access.

The name *Technical Soaring* and its cover layout are fully rights-protected and belong to the Soaring Society of America; they are used by permission.

Open Access Policy

Reader Rights. For the first twelve months following publication, only OSTIV members may download material. After twelve months, free download to all.

Reuse Rights. No reuse for the first twelve months, after which material may be reused in other works only with permission of the authors of the article.

Copyrights Authors retain copyright to the basic material. OSTIV retains copyright to the published version. Works that are inherently in the public domain will be noted as such on their title pages.

Author posting rights Authors may not post copies of their articles on websites until twelve months after publication, except for posting on a ResearchGate account owned by the author. After twelve months, author may distribute freely by any means and post to third-party repositories. Authors may distribute individual copies of their articles at any time.

Archiving. Authors may archive their own papers on the web and in Open-Access archives as follows. The version of the paper as first submitted to *Technical Soaring* may be archived at any time. (This will not disqualify the manuscript from publication in *TS*.) The version as published may be archived in Open-Access archives starting twelve months following publication. OSTIV may archive papers as published at any time.

Machine Readability After twelve months, article full text, metadata, and citations may be crawled or accessed without special permission or registration.

Preparation of Manuscripts for *Technical Soaring*

Technical Soaring (TS) documents recent advances in the science, technology and operations of motorless aviation. *TS* welcomes original contributions from all sources.

General Requirements Manuscripts must be unclassified and cleared for public release. The work must not infringe on copyrights, and must not have been published or be under consideration for publication elsewhere. Authors must sign and submit a copyright form at time of submission. The form is available at www.ostiv.org.

Language All manuscripts submitted to *TS* must be in English. Submissions requiring extensive editing may be returned to author for proofreading and correction prior to review.

Layout Submit manuscripts in single-column, double spaced layout with all figures and tables at end, one per page.

Electronic submissions are preferred. Most data file formats are acceptable, with PDF preferred. Submit one file containing the complete paper including all figures, tables, and captions. Paper submissions will also be accepted — contact the Editor-in-Chief (EIC) for submission details.

Length There is no fixed length limit. At the discretion of the EIC, manuscripts may be returned to the author for reduction in length.

Structure Organize papers as needed in sections, subsections, and sub-subsections.

Title A title block is required with author name(s), affiliation(s), location, and contact info (email address preferred).

Abstract All papers require a summary-type abstract consisting of a single, self-contained paragraph. Suggest 100 to 150 words. Acronyms may be introduced in the abstract, but do not cite references, figures, tables, or footnotes.

Nomenclature If the paper uses more than a few symbols, list and define them in a separate table. Otherwise, explain them in the text where first used. Define acronyms in the text following first use.

Introduction An Introduction is required that states the purpose of the work and its significance with respect to prior literature, and allows the paper to be understood without undue reference to other sources.

Conclusions The Conclusions section should review the main points of the paper. Do not simply replicate the abstract. Do not introduce new

material or cite references, figures, or tables in the Conclusions section.

Acknowledgments Inclusion of support and/or sponsorship acknowledgments is strongly encouraged.

Citations Cite with bibliographic reference numbers in brackets (e.g. “[7]”). Do not cite Internet URLs unless the website itself is the subject of discussion.

References All references listed in the References section must be cited in the text. List references in order of first citation in the text. Any format is acceptable as long as all citation data are provided. At a minimum, all types of entries require title, year and manner of publication. Provide full names of all authors. Do not list Internet URLs as sources. However, where possible, include an Internet address to the source of the reference.

Captions All figures and tables require captions. Do not use the caption to explain line styles and symbols — use a legend instead.

Color Color graphics are acceptable. Avoid using color to distinguish data sets in figures — instead, use line styles, symbol shapes and fill patterns.

Footnotes Use footnotes sparingly. Do not footnote to cite literature.

Numbering All figures, tables, footnotes and references must be referenced in the text and are numbered sequentially in order of first reference. Equations are numbered only if they are referenced by number in the text. Number every page.

How to submit Email all electronic material to the EIC at ts-editor@ostiv.org.

Peer Review Manuscripts will be peer-reviewed before being accepted for publication. Authors may choose between two options: A full peer review with two independent and anonymous reviewers. In this case authors are welcome to suggest names of reviewers. The second option is the *TS* Fast Track Scheme, with the manuscript being reviewed by the EIC or an Associate Editor. With the publication of an article it will be documented in a footnote on the first page of the article which option was chosen by the author. The EIC or the assigned Associate Editor may be contacted by the author at any time for updates on the status of their review.

Charges *Technical Soaring* does not require a publication page-charge.

From the Editor

Publication Date

This issue is the first of Volume 46 of *TS*, corresponding to January-March 2022. For the record, the issue was published in December, 2023.

About this issue

The article in this issue of *TS* deals with safety management in soaring competitions. The author proposes the adoption of so-called Safety II methods to improve safety in soaring compe-

titions and offers practical steps of how such methods could be implemented. Food for thought, which hopefully will contribute to concrete actions in the soaring community.

Very Respectfully,

Kurt Sermeus
Editor-in-Chief, *Technical Soaring*
ts-editor@ostiv.org

Safety II for the Improvement of Safety in Competitions

Alfred Ultsch
ultsch@ulweb.de
University of Marburg,
Databionics Research Group,
Marburg, Germany

Abstract

The commercial air transportation industries use effective, efficient and ubiquitous Safety Management Systems to continuously improve safety. In soaring competitions, nowadays only the reactive safety method (Safety I), i.e. learning from accidents, is used. Requiring the competition organization to use modern Safety Management techniques has the potential to significantly improve the safety in competition. If the effect is similar to the commercial air transportation industries, a factor of 5 to 20 improvement in safety may be expected.

Introduction

Competition flying carries by far the highest statistical risk for a pilot to be involved in a gliding accident. A recent data-based risk analysis, done by the IGC Safety Group, reported a calculated risk of 1,200 fatalities per one million starts over the last 10 years [1]. However, this number has a large variance since the number of starts is a necessary input for risk calculations and this number had to be estimated for this risk calculation.

Safety I versus Safety II

In aviation, two types of safety methods are used: Safety I and Safety II [2]. There are some variants of Safety II methods in use: Reason Safety Management [3], Threat and Error Management (TEM) [4], and Resilience Engineering [5]. Safety II methods, respectively TEM / SMS (Safety Management Systems) were globally introduced in the air transportation industry in 2010-2015 [2, 6]. The effect was a dramatic decrease in accidents, as seen in Figure 1 [7]. In 2013 ICAO mandated that all commercial flight transportation companies, ATC, and aircraft manufacturers implement a Safety II based SMS. So Safety II must be used by all aviation service providers worldwide. Ultimately this has transformed the commercial air transportation companies into highly reliable organizations and made flying safe for us.

Safety Management

Safety II has at its roots this approach to safety: we do not wait until an accident happens. If we use the observation capability of all the members of the organization, we see what is going on. However, just seeing something is not doing any good for safety.

This article has been reviewed according to the *TS* Fast Track Scheme.

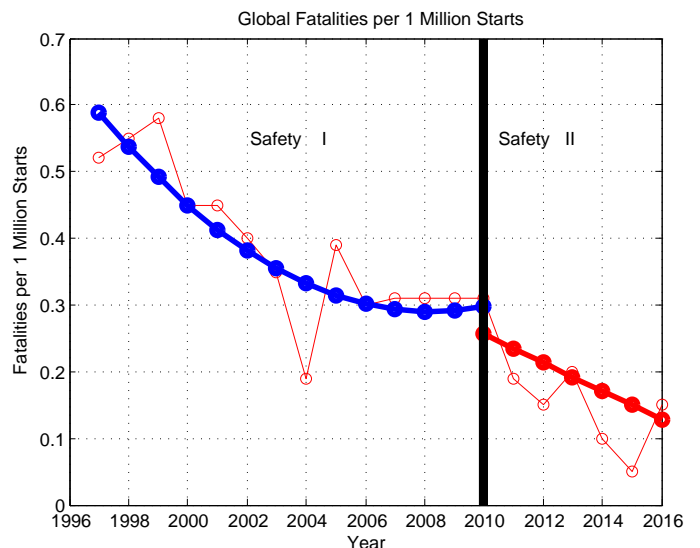


Fig. 1: Evolution of annual number of fatalities per million flights in global air transportation (adapted from [7]).

First, one needs to be able to understand what happened, even when this was an unwanted incident. For example, a pilot notices that he has performed an unsatisfactory pre-flight check and omitted some important point, such as forgotten to lock the air brakes. The most essential skill that all members of the organization must develop is understanding how human communication functions. In particular, every member should learn how to succeed in communicating effectively, especially on sensitive subjects. This skill can and should be taught.

Second, every organization needs some Safety Management specialists, called Safety Managers. The Safety Managers are intensively trained to be able to earn the trust of, and provide shielding for, the individuals who report safety-relevant observations from all over the organization. From these safety-relevant observations the Safety Managers derive concrete projects which are measurably able to cope with a potential safety problem. These projects are delivered to the executive departments for an evaluation and eventual implementation. For the example of the unlocked airbrakes, one of the requirements for such a “project” is: given that every pilot will forget this point, how can one introduce a second safety barrier? One solution is that somebody else – this needs to be organized (= a project) – is cross-checking the state of the glider just before each takeoff.

The effectiveness of the Safety Management is measured and reported organization-wide. Two key performance indicators are used for this: the fraction of found safety-relevant observations per 1,000 starts and the fraction of projects derived per 1,000 starts. Both key performance indicators then can be combined into a qualitative measure: good safety, average safety, safety needs to be improved.

Safety Management for Competitions

What is necessary for implementing Safety II methods for gliding competitions? The key components are the training of the ICG steward assigned to the competition. The stewards shall not go to a competition unless they received the proper training and have passed an independent exam on a sufficiently high level. A second training is necessary for the members of the competition organization, so that all understand what Safety Management is and what the role of the ICG stewards (i.e., Safety Managers) is. A short training of not more than one hour is then conducted for all members of the competing teams shortly before the competition starts. All competing teams must hand in three safety-relevant observations (in shielded trust) for each flying day to the Safety Managers. Every day the Safety Managers deliver a two-slide safety briefing to all.

The first slide reports what safety projects have been implemented the previous day. Here is a template for such a slide:

Safety Briefing

Yesterday, the Competition organization realized the following safety-relevant projects:

- All Tug planes now have a registration code that are readable from behind
- No Tow will launch until there is positive communication established between the tug and glider pilots
- ...

The second slide provides feedback to all, how safe the competition is. The display is a so-called nomogram, and consists of two parallel lines with colored areas red, yellow and green. Figure 2 gives an example of such a nomogram used in a real competition in Germany. The left scale ranges from 0 to 100% and indicates the fraction of safety-relevant observations (SRO). In a number of trials in actual competitions in Germany it turned out that it is possible that each pilot or team (participant) can easily produce two safety-relevant observations per day. Since the derivation of safety-relevant measures from these observations is most important in the first days of a competition, six SROs in the first two days per participant represents a suitable 100% value for the left side of the nomogram. This coincides with the “six-percent-for-safety” rule which de Boer claimed for improving the safety of a competition [8]. de Boer’s proposal means that the organizers of a competition could eventually reward the participation in safety with one percent per SRO (up to 6%) of the total competition points of a participant.

The right scale also ranges from 0 to 10 and indicates the number of realized safety projects at this competition. Empirical experiments in competitions demonstrated, that at least 10 specific projects are typically possible.

The quality of the safety at the competition is the color of the midpoint of the actual indicators. Red stands for “safety is bad, something must be done to improve the situation”. Yellow stands for “safety is sufficient, however could be improved”. Green stands for “safety is good, we can keep on”.

Discussion

What are the costs, efforts, additional workloads etc. for Safety Management at competitions? First, the ICG stewards must successfully pass a Safety Management training exam. Second, the Competition Organization must successfully complete a Safety Management training course. This can and should be at a time where the overhead for the Competition Organization can be minimized. So, the costs are basically the time spent by the ICG stewards and the members of the organization for learning Safety II methods.

And the best outcome: besides the provision of the safety-relevant observations, which can be done by the team members, there is no additional workload for the pilots at the competition. Handing in safety-relevant observations to the Safety Manager can be handled by the Teams anytime of the day.

What could be the benefits for implementing Safety II methods at competitions? In time, it might be possible to have as much of an increase in safety as has been observed when Safety II methods were introduced in the commercial air transportation Industry. The alternative means accepting the current state of safety in competitions.

Conclusion

This paper explained what Safety Management is - Safety II methods are the standard in the commercial air transport companies and other organization in aviation. In these organiza-

tions, safety improved tremendously following the introduction of these Safety II methods. Thus, Safety II methods for Safety Management are proposed to be implemented in competitions.

Acknowledgments

The author wishes to thank Barbara Hofer, Thomas Kurz, Immo Kurzenberger and all members of the Safety Coaches training for their support in developing this paper.

References

- [1] Rene Vidal. Report from Safety Group to the IGC 2019 Plenary.
- [2] Erik Hollnagel. Safety-I and Safety-II, the past and future of safety management. *Cognition Technology & Work*, 17:461–464, August 2015.
- [3] James Reason and Alan Hobbs. *Managing Maintenance Error: A Practical Guide*. CRC Press, 2003.
- [4] D. Maurino. Thread and Error Management (TEM). In *Canadian Aviation Safety Seminar (CASS)*, April 18-20 2005.
- [5] Erik Hollnagel, David D Woods, and Nancy Leveson. *Resilience Engineering: Concepts and Precepts*. Ashgate Publishing, Ltd., 2006.
- [6] ICAO. *Safety Management, Annex 19 to the Convention on International Civil Aviation*. ICAO, 2nd edition, 2016.
- [7] Airbus. *A Statistical Analysis of Commercial Aviation Accidents 1958 - 2022*. Airbus, 2022.
- [8] Eric de Boer. SAFETY PAYS! A proposal to the International Gliding Commission. *Technical Soaring*, 35:37–47, 2011.

Safety Measures for Glider Competitions

measured is the performance of the Safety-Management-System (SMS) during the competition

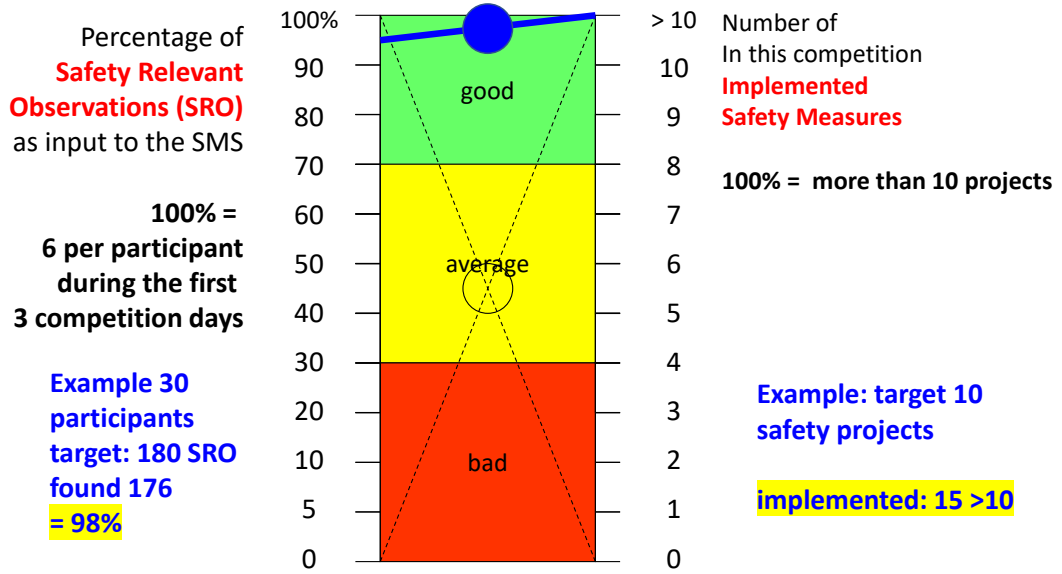


Fig. 2: Nomogram indicating safety level of a gliding competition.